

Report on the Utilization of the 2023 Appropriations

Data based on BFARs as of September 30, 2023

GRAND TOTAL (Consolidated)

Fund Source / Allotment Class	AMOUNTS				BUDGET UTILIZATION RATE				
	APPROPRIATIONS	ALLOTMENTS	OBLIGATIONS	DISBURSEMENTS	OBLIGATIONS		DISBURSEMENTS		
					vs APPROPRIATIONS	vs ALLOTMENTS	vs APPROPRIATIONS	vs ALLOTMENTS	vs OBLIGATIONS
a	b	c	d	e	f = d/b	g = d/c	h = e/b	i = e/c	j = e/d
Regular M/O Fund:									
PS	28,667,049,711.00	21,266,334,829.85	10,270,187,742.73	10,100,199,708.35	35.83%	48.29%	35.23%	47.49%	98.34%
MOOE	19,788,042,631.00	17,489,280,295.15	6,260,809,004.69	4,759,842,978.09	31.64%	35.80%	24.05%	27.22%	76.03%
CO	21,660,995,731.00	18,485,586,800.83	6,433,960,516.92	408,498,592.12	29.70%	34.81%	1.89%	2.21%	6.35%
Subtotal	70,116,088,073.00	57,241,201,925.83	22,964,957,264.34	15,268,541,278.56	32.75%	40.12%	21.78%	26.67%	66.49%
Special Purpose Fund (SPF):									
SPF*	7,945,736,614.00	1,950,554,073.04	527,885,996.07	491,832,235.52	6.64%	27.06%	6.19%	25.22%	93.17%
SDF**	5,000,000,000.00	-	-	-	0.00%	0.00%	0.00%	0.00%	0.00%
SLGU***	2,297,491,000.00	-	-	-	0.00%	0.00%	0.00%	0.00%	0.00%
TOTAL	85,359,315,687.00	59,191,755,998.87	23,492,843,260.41	15,760,373,514.08	27.52%	39.69%	18.46%	26.63%	67.09%

* SPECIAL PURPOSE FUND (Composition):

(a) PGF - Pension and Gratuity Fund


(b) MPBF - Miscellaneous Personnel Benefits Fund

(c) CF - Contingent Fund

** Special Development Fund

*** Share of LGU on Income Taxes collected within the BARMM

Prepared by:


JEFFREY D. ENGANA
 Chief Budget and Management Specialist

Reviewed by:


RAHMA D. SANGLITAN
 Director III, Bangsamoro Budget Office

Noted by:


UBAIDA C. PACASEM
 Minister

Report on the Utilization of the 2022 Appropriations

Data based on BFARs as of September 30, 2023

GRAND TOTAL (Consolidated)

FUND SOURCE, ALLOTMENT CLASS	AMOUNTS				BUDGET UTILIZATION RATE					
	APPROPRIATIONS	ALLOTMENTS	OBLIGATIONS	DISBURSEMENTS	OBLIGATIONS		DISBURSEMENTS			
					vs APPROPRIATIONS	vs ALLOTMENTS	vs APPROPRIATIONS	vs ALLOTMENTS	vs OBLIGATIONS	
Regular M/O Fund:										
PS	26,451,204,801.18	20,076,045,427.42	19,815,391,966.89	18,694,854,336.22	74.91%	98.70%	70.68%	93.12%	94.35%	
MOOE	17,936,755,472.30	17,173,997,738.10	15,531,507,029.59	13,596,039,560.75	86.59%	90.44%	75.80%	79.17%	87.54%	
CO	22,631,587,817.52	21,481,293,767.52	16,470,337,148.76	4,594,729,886.15	72.78%	76.67%	20.30%	21.39%	27.90%	
Subtotal	67,019,548,091.00	58,731,336,933.04	51,817,236,145.24	36,885,623,783.12	77.32%	88.23%	55.04%	62.80%	71.18%	
Special Purpose Fund (SPF):										
SPF*	6,448,395,038.25	2,237,231,264.96	1,378,603,732.74	1,031,088,412.20	21.38%	61.62%	15.99%	46.09%	74.79%	
SDF**	5,000,000,000.00	25,000,000.00	-	-	0.00%	0.00%	0.00%	0.00%	0.00%	
SLGU***	1,394,016,000.00	-	-	-	0.00%	0.00%	0.00%	0.00%	0.00%	
TOTAL	79,861,959,129.25	60,993,568,198.00	53,195,839,877.98	37,916,712,195.32	66.61%	87.22%	47.48%	62.17%	71.28%	

* SPECIAL PURPOSE FUND (Composition):

- (a) PGF - Pension and Gratuity Fund
- (b) MPBF - Miscellaneous Personnel Benefits Fund
- (c) CF - Contingent Fund

** Special Development Fund


*** Share of LGU on Income Taxes collected within the BARMM

Prepared by:


JEFFREY O. ENGADA


Chief Budget and Management Specialist

Reviewed by:


RAHMA D. SANGLITAN

Director III, Bangsamoro Budget Office

Noted by:


UBAIDA C. PACASEM
Minister

Report on the Utilization of the 2021 Appropriations

Data based on BFARs as of September 30, 2023

GRAND TOTAL (Consolidated)

FUND SOURCE / ALLOTMENT CLASS	AMOUNTS				BUDGET UTILIZATION RATE					
	APPROPRIATIONS	ALLOTMENTS	OBLIGATIONS	DISBURSEMENTS	OBLIGATIONS		DISBURSEMENTS			
					vs APPROPRIATIONS	vs ALLOTMENTS	vs APPROPRIATIONS	vs ALLOTMENTS	vs OBLIGATIONS	
Regular M/O Fund:										
PS	24,533,264,626.82	18,491,186,651.56	18,090,862,171.59	17,983,055,234.60	73.74%	97.84%	73.30%	97.25%	99.40%	
MOOE	17,430,105,126.10	17,241,860,208.10	16,182,691,923.60	15,742,225,085.68	92.84%	93.86%	90.32%	91.30%	97.28%	
CO	26,165,104,848.87	25,424,564,567.80	24,598,116,010.93	12,390,536,875.52	94.01%	96.75%	47.36%	48.73%	50.37%	
Subtotal	68,128,474,601.79	61,157,611,427.46	58,871,670,106.12	46,115,817,195.80	86.41%	96.26%	67.69%	75.40%	78.33%	
Special Purpose Fund (SPF):										
SPF*	7,493,916,996.96	4,532,549,455.62	3,167,422,950.85	2,562,648,117.27	42.27%	69.88%	34.20%	56.54%	80.91%	
TOTAL	75,622,391,598.75	65,690,160,883.08	62,039,093,056.97	48,678,465,313.07	82.04%	94.44%	64.37%	74.10%	78.46%	

* SPECIAL PURPOSE FUND (Composition):

- (a) PGF - Pension and Gratuity Fund
- (b) MPBF - Miscellaneous Personnel Benefits Fund
- (c) CF - Contingent Fund

Prepared by:


JEFFREY G. ENGADA

Chief Budget and Management Specialist

Reviewed by:


RAHMA D. SANGLITAN

Director III, Bangsamoro Budget Office

Noted by:


UBAIDA C. PACASEM

Minister

Report on the Utilization of the 2020 Appropriations

GRAND TOTAL (Consolidated)

FUND SOURCE / ALLOTMENT CLASS	AMOUNTS				BUDGET UTILIZATION RATE					
	APPROPRIATIONS	ALLOTMENTS	OBLIGATIONS	DISBURSEMENTS	OBLIGATIONS		DISBURSEMENTS			
					vs APPROPRIATIONS	vs ALLOTMENTS	vs APPROPRIATIONS	vs ALLOTMENTS	vs OBLIGATIONS	
Regular M/O Fund:										
PS	20,130,869,475.46	13,836,082,344.36	13,567,158,139.64	13,542,416,917.20	67.39%	98.06%	67.27%	97.88%	99.82%	
MOOE	13,071,901,506.97	12,972,704,779.07	12,675,782,141.27	12,164,968,397.08	96.97%	97.71%	93.06%	93.77%	95.97%	
CO	9,978,726,631.01	8,966,847,489.81	8,879,301,019.45	5,153,489,989.43	88.98%	99.02%	51.64%	57.47%	58.04%	
Subtotal	43,181,497,613.44	35,775,634,613.24	35,122,241,300.36	30,860,875,303.71	81.34%	98.17%	71.47%	86.26%	87.87%	
SPF*	21,856,883,628.13	14,196,509,654.97	12,679,437,205.22	8,673,849,473.79	58.01%	89.31%	39.68%	61.10%	68.41%	
SLGU***	878,086,446.89	878,086,446.89	-	-	0.00%	0.00%	0.00%	0.00%	0.00%	
TOTAL	65,916,467,688.46	50,850,230,715.10	47,801,678,505.58	39,534,724,777.50	72.52%	94.00%	59.98%	77.75%	82.71%	

* SPECIAL PURPOSE FUND (Composition):

- (a) PGF - Pension and Gratuity Fund
- (b) MPBF - Miscellaneous Personnel Benefits Fund
- (c) CF - Contingent Fund

** Share of LGU on Income Taxes collected within the BARMM

Prepared by:


JEFFREY B. ENGADA

Chief Budget and Management Specialist

Reviewed by:


RAHMA D. SANGLITAN

Director III, Bangsamoro Budget Office

Noted by:


UBAIDA C. PACASEM

Minister