


Consolidated Report on the Utilization of Funds  
2020-2023 Appropriations


Particulars	2020				2021			
	Appropriation	Allotment	Obligation	Disbursement	Appropriation	Allotment	Obligation	Disbursement
<b>Regular MOA Fund:</b>								
PS	20,129,332,164.60	13,820,731,007.19	13,567,056,639.62	13,542,176,036.73	24,533,264,626.82	18,487,488,283.67	18,031,679,280.90	17,684,962,486.39
MOOE	13,073,438,817.83	12,976,242,089.92	12,328,680,407.37	11,645,029,703.01	17,308,526,961.64	17,011,450,884.76	15,235,456,310.08	14,906,840,226.86
CO	9,978,726,631.01	8,962,125,392.26	8,875,222,840.51	5,133,477,651.83	26,292,973,162.83	25,393,576,549.76	23,609,635,137.62	11,776,445,730.54
<b>Subtotal</b>	<b>43,181,497,613.44</b>	<b>35,759,098,489.37</b>	<b>34,770,959,887.50</b>	<b>30,320,683,391.57</b>	<b>68,134,764,751.29</b>	<b>60,892,515,718.19</b>	<b>56,876,770,728.60</b>	<b>44,368,248,443.79</b>
<b>Special Purpose Fund</b>	<b>21,856,883,628.13</b>	<b>13,318,423,208.09</b>	<b>11,069,276,626.99</b>	<b>8,891,572,174.00</b>	<b>7,493,916,996.96</b>	<b>3,281,965,009.17</b>	<b>2,614,656,463.31</b>	<b>1,896,752,642.37</b>
Share of LGU on Income Taxes collected within the BARMM	878,086,446.89	878,086,446.89						
<b>Grand Total</b>	<b>65,916,467,688.46</b>	<b>49,955,608,144.35</b>	<b>45,840,236,514.49</b>	<b>39,212,255,565.57</b>	<b>75,628,681,748.25</b>	<b>64,174,480,727.36</b>	<b>59,491,427,191.91</b>	<b>46,265,001,086.16</b>

Particulars	2022				2023 (data as of June 30, 2023 BFARs)			
	Appropriation	Allotment	Obligation	Disbursement	Appropriation	Allotment	Obligation	Disbursement
<b>Regular MOA Fund:</b>								
PS	26,451,204,801.18	20,065,529,993.60	19,104,601,209.32	17,644,902,441.77	28,667,049,711.00	20,758,936,924.88	9,359,085,691.39	9,196,404,886.24
MOOE	17,936,755,472.33	16,545,195,165.35	12,882,088,299.47	10,755,866,430.55	19,788,042,631.00	16,572,469,653.00	4,324,610,095.96	3,484,386,415.59
CO	22,631,587,817.52	20,055,782,334.67	15,320,323,132.31	2,934,161,418.99	21,660,995,731.00	16,997,045,807.00	5,865,458,037.43	2,228,874.91
<b>Subtotal</b>	<b>67,019,548,091.03</b>	<b>56,666,507,493.62</b>	<b>47,307,012,641.10</b>	<b>31,334,930,291.31</b>	<b>70,116,088,073.00</b>	<b>54,328,452,384.88</b>	<b>19,549,153,824.78</b>	<b>12,683,020,176.74</b>
<b>Special Purpose Fund</b>	<b>6,448,395,038.25</b>	<b>1,532,266,342.96</b>	<b>749,514,484.53</b>	<b>555,475,872.97</b>	<b>7,945,736,614.00</b>	<b>586,903,674.48</b>	<b>505,917,661.21</b>	<b>460,011,626.09</b>
<b>Special Development Fund</b>	<b>5,000,000,000.00</b>	<b>25,000,000.00</b>	<b>-</b>	<b>-</b>	<b>5,000,000,000.00</b>	<b>-</b>	<b>-</b>	<b>-</b>
Share of LGU on Income Taxes collected within the BARMM	1,394,016,000.00	-	-	-	2,297,491,000.00	-	-	-
<b>Grand Total</b>	<b>79,861,959,129.28</b>	<b>58,223,773,836.58</b>	<b>48,056,527,125.63</b>	<b>31,890,406,164.28</b>	<b>85,359,315,687.00</b>	<b>54,915,356,059.36</b>	<b>20,055,071,485.99</b>	<b>13,143,031,802.83</b>

Prepared by:

  
**JEFFREY S. ENGADA**  
Chief Budget and Management Specialist

Reviewed by:

  
**RAHMA D. SANGLITAN**  
Director III, Bangsamoro Budget Office

Noted by:

  
**UBAIDA C. PACASEM**  
Minister



**Report on the Utilization of the 2023 Appropriations**  
As of June 30, 2023 BFARs

**GRAND TOTAL (Consolidated)**

Fund Source / Allotment Class	AMOUNTS				BUDGET UTILIZATION RATE				
	APPROPRIATIONS	ALLOTMENTS	OBLIGATIONS	DISBURSEMENTS	OBLIGATIONS		DISBURSEMENTS		
					vs APPROPRIATIONS	vs ALLOTMENTS	vs APPROPRIATIONS	vs ALLOTMENTS	vs OBLIGATIONS
a	b	c	d	e	f = d/b	g = d/c	h = e/b	i = e/c	j = e/d
<b>Regular M/O Fund:</b>									
PS	28,667,049,711.00	20,758,936,924.88	9,359,085,691.39	9,196,404,886.24	32.65%	45.08%	32.08%	44.30%	98.26%
MOOE	19,788,042,631.00	16,572,469,653.00	4,324,610,095.96	3,484,386,415.59	21.85%	26.10%	17.61%	21.03%	80.57%
CO	21,660,995,731.00	16,997,045,807.00	5,865,458,037.43	2,228,874.91	27.08%	34.51%	0.01%	0.01%	0.04%
<b>Subtotal</b>	<b>70,116,088,073.00</b>	<b>54,328,452,384.88</b>	<b>19,549,153,824.78</b>	<b>12,683,020,176.74</b>	<b>27.88%</b>	<b>35.98%</b>	<b>18.09%</b>	<b>23.35%</b>	<b>64.88%</b>
SPF*	7,945,736,614.00	586,903,674.48	505,917,661.21	460,011,626.09	6.37%	86.20%	5.79%	78.38%	90.93%
SDF**	5,000,000,000.00	-	-	-	0.00%	0.00%	0.00%	0.00%	0.00%
SLGU***	2,297,491,000.00	-	-	-	0.00%	0.00%	0.00%	0.00%	0.00%
<b>TOTAL</b>	<b>85,359,315,687.00</b>	<b>54,915,356,059.36</b>	<b>20,055,071,485.99</b>	<b>13,143,031,802.83</b>	<b>23.49%</b>	<b>36.52%</b>	<b>15.40%</b>	<b>23.93%</b>	<b>65.53%</b>

\* SPECIAL PURPOSE FUND (Composition):

- (a) PGF - Pension and Gratuity Fund
- (b) MPBF - Miscellaneous Personnel Benefits Fund
- (c) CF - Contingent Fund

\*\* Special Development Fund

\*\*\* Share of LGU on Income Taxes collected within the BARM

Prepared by:

  
JEFFREY D. ENGADA

Chief Budget and Management Specialist

Reviewed by:

  
RAHMA D. ANGLITAN

Director III, Sangsamoro Budget Office

Noted by:

  
UFAIDA S. PACASEM  
Minister





## Report on the Utilization of the 2022 Appropriations

### GRAND TOTAL (Consolidated)

FUND SOURCE / ALLOTMENT CLASS	AMOUNTS				BUDGET UTILIZATION RATE					
	APPROPRIATIONS	ALLOTMENTS	OBLIGATIONS	DISBURSEMENTS	OBLIGATIONS		DISBURSEMENTS			
					vs APPROPRIATIONS	vs ALLOTMENTS	vs APPROPRIATIONS	vs ALLOTMENTS	vs OBLIGATIONS	
<b>Regular M/O Fund:</b>										
PS	26,451,204,801.18	20,065,529,993.60	19,104,601,209.32	17,644,902,441.77	72.23%	95.21%	66.71%	87.94%	92.36%	
MOOE	17,936,755,472.33	16,545,195,165.35	12,882,088,299.47	10,755,866,430.55	71.82%	77.86%	59.97%	65.01%	83.49%	
CO	22,631,587,817.52	20,055,782,334.67	15,320,323,132.31	2,934,161,418.99	67.69%	76.39%	12.96%	14.63%	19.15%	
<b>Subtotal</b>	<b>67,019,548,091.03</b>	<b>56,666,507,493.62</b>	<b>47,307,012,641.10</b>	<b>31,334,930,291.31</b>	<b>70.59%</b>	<b>83.48%</b>	<b>46.75%</b>	<b>55.30%</b>	<b>66.24%</b>	
SPF*	6,448,395,038.25	1,532,266,342.96	749,514,484.53	555,475,872.97	11.62%	48.92%	8.61%	36.25%	74.11%	
SDF**	5,000,000,000.00	25,000,000.00	-	-	0.00%	0.00%	0.00%	0.00%	0.00%	
SLGU***	1,394,016,000.00	-	-	-	0.00%	0.00%	0.00%	0.00%	0.00%	
<b>TOTAL</b>	<b>79,861,959,129.28</b>	<b>58,223,773,836.58</b>	<b>48,056,527,125.63</b>	<b>31,890,406,164.28</b>	<b>60.17%</b>	<b>82.54%</b>	<b>39.93%</b>	<b>54.77%</b>	<b>66.36%</b>	

\* SPECIAL PURPOSE FUND (Composition):

- (a) PGF - Pension and Gratuity Fund
- (b) MPBF - Miscellaneous Personnel Benefits Fund
- (c) CF - Contingent Fund

\*\* Special Development Fund

\*\*\* Share of LGU on Income Taxes collected within the BARMM

Prepared by:

  
JEFFREY Q. ENGADA

Chief Budget and Management Specialist

Reviewed by:

  
RAHMA D. SANGLITAN

Director III, Bangsamoro Budget Office

Noted by:

  
UBAIDA C. PACASEM  
Minister



Report on the Utilization of the 2021 Appropriations

GRAND TOTAL (Consolidated)

FUND SOURCE / ALLOTMENT CLASS	AMOUNTS				BUDGET UTILIZATION RATE					
	APPROPRIATIONS	ALLOTMENTS	OBLIGATIONS	DISBURSEMENTS	OBLIGATIONS		DISBURSEMENTS			
					vs APPROPRIATIONS	vs ALLOTMENTS	vs APPROPRIATIONS	vs ALLOTMENTS	vs OBLIGATIONS	
<b>Regular M/O Fund:</b>										
PS	24,533,264,626.82	18,487,488,283.67	18,031,679,280.90	17,684,962,486.39	73.50%	97.53%	72.09%	95.66%	98.08%	
MOOE	17,308,526,961.64	17,011,450,884.76	15,235,456,310.08	14,906,840,226.86	88.02%	89.56%	86.12%	87.63%	97.84%	
CO	26,292,973,162.83	25,393,576,549.76	23,609,635,137.62	11,776,445,730.54	89.79%	92.97%	44.79%	46.38%	49.88%	
<b>Subtotal</b>	<b>68,134,764,751.29</b>	<b>60,892,515,718.19</b>	<b>56,876,770,728.60</b>	<b>44,368,248,443.79</b>	<b>83.48%</b>	<b>93.41%</b>	<b>65.12%</b>	<b>72.86%</b>	<b>78.01%</b>	
SPF*	7,493,916,996.96	3,281,965,009.17	2,614,656,463.31	1,896,752,642.37	34.89%	79.67%	25.31%	57.79%	72.54%	
<b>TOTAL</b>	<b>75,628,681,748.25</b>	<b>64,174,480,727.36</b>	<b>59,491,427,191.91</b>	<b>46,265,001,086.16</b>	<b>78.66%</b>	<b>92.70%</b>	<b>61.17%</b>	<b>72.09%</b>	<b>77.77%</b>	

\* SPECIAL PURPOSE FUND (Composition):


- (a) PGF - Pension and Gratuity Fund
- (b) MPBF - Miscellaneous Personnel Benefits Fund
- (c) CF - Contingent Fund

Prepared by:

  
JEFFREY D. ENGADA

Chief Budget and Management Specialist

Reviewed by:

  
RAHMA D. SANGLITIAN

Director III, Bangsamoro Budget Office

Noted by:

  
UBAIDA C. PACASEM  
Minister



Report on the Utilization of the 2020 Appropriations

GRAND TOTAL (Consolidated)

FUND SOURCE / ALLOTMENT CLASS	AMOUNTS				BUDGET UTILIZATION RATE					
	APPROPRIATIONS	ALLOTMENTS	OBLIGATIONS	DISBURSEMENTS	OBLIGATIONS		DISBURSEMENTS			
					vs APPROPRIATIONS	vs ALLOTMENTS	vs APPROPRIATIONS	vs ALLOTMENTS	vs OBLIGATIONS	
Regular M/O Fund:										
PS	20,129,332,164.60	13,820,731,007.19	13,567,056,639.62	13,542,176,036.73	67.40%	98.16%	67.28%	97.98%	99.82%	
MOOE	13,073,438,817.83	12,976,242,089.92	12,328,680,407.37	11,645,029,703.01	94.30%	95.01%	89.07%	89.74%	94.45%	
CO	9,978,726,631.01	8,962,125,392.26	8,875,222,840.51	5,133,477,651.83	88.94%	99.03%	51.44%	57.28%	57.84%	
Subtotal	43,181,497,613.44	35,759,098,489.37	34,770,959,887.50	30,320,683,391.57	80.52%	97.24%	70.22%	84.79%	87.20%	
SPF*	21,856,883,628.13	13,318,423,208.09	11,069,276,626.99	8,891,572,174.00	50.64%	83.11%	40.68%	66.76%	80.33%	
SLGU***	878,086,446.89	878,086,446.89	-	-	0.00%	0.00%	0.00%	0.00%	0.00%	
TOTAL	65,916,467,688.46	49,955,608,144.35	45,840,236,514.49	39,212,255,565.57	69.54%	91.76%	59.49%	78.49%	85.54%	

\* SPECIAL PURPOSE FUND (Composition):


- (a) PGF - Pension and Gratuity Fund
- (b) MPBF - Miscellaneous Personnel Benefits Fund
- (c) CF - Contingent Fund

\*\* Share of LGU on Income Taxes collected within the BARMM

Prepared by:

  
**JEFFREY S. ENGADA**  
 Chief Budget and Management Specialist

Reviewed by:

  
**RAHMA D. SANGLITAN**  
 Director III, Bangsamoro Budget Office

Noted by:


  
**UBAIDA C. PACASEM**  
 Minister





FUND SOURCE / ALLOTMENT CLASS	AMOUNTS				BUDGET UTILIZATION RATE				
	APPROPRIATION	ALLOTMENT	OBLIGATION	DISBURSEMENT	OBLIGATION		DISBURSEMENT		
					vs APPROPRIATION	vs ALLOTMENT	vs APPROPRIATION	vs ALLOTMENT	vs OBLIGATION
<b>Special Development Fund (SDF):</b>									
SDF 2020	5,000,000,000.00	4,967,311,165.84	3,684,765,558.95	1,968,557,526.25	73.70%	74.18%	39.37%	39.63%	53.42%
SDF 2021	5,000,000,000.00	3,792,958,863.69	2,125,899,373.74	475,838,296.80	43.47%	56.05%	9.73%	12.55%	22.38%
SDF 2022	5,000,000,000.00	25,000,000.00	0.00	0.00	0.00%	0.00%	0.00%	0.00%	0.00%
SDF 2023	5,000,000,000.00	0.00	0.00	0.00	0.00%	0.00%	0.00%	0.00%	0.00%
Subtotal	20,000,000,000.00	8,785,270,029.53	5,810,664,932.69	2,444,395,823.05	29.05%	66.14%	12.22%	27.82%	42.07%
TOTAL	20,000,000,000.00	8,785,270,029.53	5,810,664,932.69	2,444,395,823.05	29.05%	66.14%	12.22%	27.82%	42.07%

Prepared by:

  
**ABDULRAOUF U. GUINTA**  
 Financial Analyst II

Reviewed by:


  
**JOWAMINIM ABAS**  
 Planning Officer IV  
 Officer-In-Charge

Noted by:


  
  
**UBAIDA C. PACASEM**  
 Minister

FUND SOURCE / ALLOTMENT CLASS	AMOUNTS				BUDGET UTILIZATION RATE				
	APPROPRIATION	ALLOTMENT	OBLIGATION	DISBURSEMENT	OBLIGATION		DISBURSEMENT		
					vs APPROPRIATION	vs ALLOTMENT	vs APPROPRIATION	vs ALLOTMENT	vs OBLIGATION
<b>Special Development Fund (SDF):</b>									
SDF 2020	5,000,000,000.00	4,987,311,165.84	3,684,765,558.95	1,968,557,526.25	73.70%	74.18%	39.37%	39.63%	53.42%
SDF 2021	5,000,000,000.00	3,792,958,863.69	2,125,899,373.74	475,838,296.80	43.47%	58.05%	9.73%	12.55%	22.38%
SDF 2022	5,000,000,000.00	25,000,000.00	0.00	0.00	0.00%	0.00%	0.00%	0.00%	0.00%
SDF 2023	5,000,000,000.00	0.00	0.00	0.00	0.00%	0.00%	0.00%	0.00%	0.00%
Subtotal	20,000,000,000.00	8,785,270,029.53	5,810,664,932.69	2,444,395,823.05	29.05%	66.14%	12.22%	27.82%	42.07%
TOTAL	20,000,000,000.00	8,785,270,029.53	5,810,664,932.69	2,444,395,823.05	29.05%	66.14%	12.22%	27.82%	42.07%

Prepared by:

  
**ABDULRAOUF U. GUINTA**  
 Financial Analyst II

Reviewed by:

  
**JOHANNE M. ABAS**  
 Planning Officer IV  
 Officer-In-Charge

Noted by:



  
**UBAIDA C. PACASEM**  
 Minister



## COMMON ACRONYMS

BAGO	-	Bangsamoro Attorney-General's Office
BCPCH	-	Bangsamoro Commission for the Preservation of Cultural Heritage
BHRC	-	Bangsamoro Human Rights Commission
BPA	-	Bangsamoro Pilgrimage Authority
BPDA	-	Bangsamoro Planning and Development Authority
BSC	-	Bangsamoro Sports Commission
BTA	-	Bangsamoro Transition Authority
BWC	-	Bangsamoro Women Commission
BYC	-	Bangsamoro Youth Commission
CSEA	-	Cooperative and Social Enterprise Authority
DAB	-	Development Academy of the Bangsamoro
MAFAR	-	Ministry of Agriculture, Fisheries and Agrarian Reform
MBHTE	-	Ministry of Basic, Higher, and Technical Education
MENRE	-	Ministry of Environment, Natural Resources and Energy
MFBM	-	Ministry of Finance, and Budget, and Management
MHSD	-	Ministry of Human Settlements and Development
MILG	-	Ministry of Interior and Local Government
MIPA	-	Ministry of Indigenous People's Affairs
MOH	-	Ministry of Health
MOLE	-	Ministry of Labor and Employment
MOST	-	Ministry of Science and Technology
MOTC	-	Ministry of Transportation and Communications
MPOS	-	Ministry of Public Order and Safety
MPW	-	Ministry of Public Works
MSSD	-	Ministry of Social Services and Development
MTIT	-	Ministry of Trade, Investment and Tourism
OCM	-	Office of the Chief Minister
WALI	-	Office of the Wali